

# **A Study On Increasing Crime Rate In Society Among Youth With Special Reference To Unemployment And Poverty In Tamilnadu**

**K.Boobalan**

*4th year BA LLB(HONS)*

*Saveetha School of Law*

*Saveetha Institute of Medical and Technical Sciences(SIMATS)*

*Saveetha University.*

*Chennai-600 07*

**Mrs.K.Niranjana**

**ASSISTANT PROFESSOR**

**SAVEETHA SCHOOL OF LAW**

**SAVEETHA INSTITUTE OF MEDICAL AND TECHNICAL SCIENCES**

**SAVEETHA UNIVERSITY (SIMATS)**

**CHENNAI**

---

## **ABSTRACT:**

*There's a rapid increase in the crime rate in our Indian economy. Poverty and unemployment is the major problem in India. In particular many graduates, doctors and engineers are jobless in India. Unemployment leads to poverty and it lowers the economic rate of family and unemployment is the main reason the youth are facing stress mentality and physically. The major reason for major crimes caused due to poverty and unemployment and unpunished offenders. The problem of crime has been relentless Menace to society from petty theft to robbery with violence. The main objective of the paper is study the relationship between unemployment and poverty with increasing crime rate in Tamilnadu. The researcher has followed the empirical research with the convenient sampling method and the sample size is 201. The results observed from the analysis is that poverty and unemployment leads the person to commit crimes and poverty and unemployment is the main reason for people involving in money related crimes.*

**Keywords:** *Poverty, Unemployment, Crime, educated people and robbery.*

---

Date of Submission: 04-05-2022

Date of acceptance: 18-05-2022

---

## **I. INTRODUCTION:**

Poverty and unemployment is the major problems in India. In particular many graduates, doctors and engineers are jobless in India. Unemployment leads to poverty and it lowers the economic rate of family and unemployment is the main reason the youth are facing stress mentality and physically. There are three main types of Indian Penal Code (IPC) crimes as reported by the National Crime Records Bureau (NCRB) are crime against body, crime against property and crime against women. Only statistics for crime against property are used for the purpose of this article as they are usually influenced by the economic environment.

The Government initiative regarding this topic is Criminal Law (Amendment) Act, 2013. The Act was enacted for effective deterrence against sexual offences. Further, the Criminal Law (Amendment) Act, 2018, was enacted to prescribe even more stringent penal provisions including death penalty for rape of a girl below the age of 12 years. The Act also inter-alia mandates completion of investigation and trials within 2 months each.

The factor affecting the topic would include state policy and its laws, privileges to certain sections and communities, poverty, corruption, terrorism, health issues and illiteracy.

The current trends would include Mercer's 21st annual Quality of Living survey 2019 shows that in the 105th place, Chennai ranks as Southern Asia's safest city. Warm and welcoming, the city has become home to many communities that moved here in the hope of opportunities.

Some of the lowest crime rates in the world can be seen in Switzerland, Denmark, Norway, Japan, and New Zealand. Each of these countries has very effective law enforcement and Denmark, Norway, and Japan

have some of the most restrictive gun laws in the world. Countries such as Austria do see more petty crimes such as purse snatching or pickpocketing.

**OBJECTIVES:**

- To study the relationship between unemployment and poverty with increasing crime rate in Tamilnadu.
- To analyse that the crime rate is higher in uneducated unemployed than educated unemployees.
- To determine the kinds of crime committed by them in order to sustain in the society.

**II. LITERATURE REVIEW:**

1. Studied the effect of per capita income, income inequality, population, and presence of black population on the crime rate in the US and stated that these all are important determinants of the crime rate. Unemployment rate and police expenditures have also an impact on crime but not as much as other stated factors. (Wilmott 2008)
2. state that political, economic and socio-cultural factors play a vital role in crime and crime control practices in India. They stated that the financial crisis and the current political stalemate in India have contributed to increasing crime rate.(Huroy 2012)
3. shows that the impact of deterrent variables like police force & arrest rate and socio-economic variables like poverty & urbanization on crime in India. They concluded that deterrence is likely to have a significant negative impact on crime rates and economic growth is an important determinant of crime rates.(Huroy 2012; Rajalakshmi 2016)
4. Although the word crime is used in title to minimize terminological innovations and analysis is intended to be sufficiently general to cover all the violations and not just felonies like murder , robbery assault but also other white collar crimes like tax evasion and etc. (Huroy 2012; Rajalakshmi 2016; Othman 2018)
5. aspect of the quality of life is being a neglected issue. Protection from violence may be thought of as one of the capabilities that contribute to the quality of life.(Figure 1.2. Unemployment is high and ...)
6. Education conveys a civic externality a benefit to society over and above the benefit of the student in enhancing his future earning power. (Hermansen )
7. The robustness and casualty are the link between the inequality and crime rates. The relationship between the violent crime rates and their determinant is often characterised by two way casualty. (Oecd and OECD 2015)
8. At present Youth crime is widespread in the country. An individual who works will commit crime if the returns to the first time of crime exceeds his usual income. Wages explains an important component of racial differential in criminal participation. (Glaser 1979)
9. In the economic theory of crime, areas of high inequality place poor individual who have low returns from the market activity next to high income individuals.(Glaser 1979; Stone 2015)
10. The link between income inequality and violent property crime might be spurious, complementing a similar argument on the determinants of homicide. (Greenwood 1992)
11. Homicide is the most accurately measured and the most serious crime ever happening. Some of the world most prominent criminologist dismissed the decline as one of the most serious factors.(Greenwood 1992; Groof and De Groof 2008)
12. Over the years the demographic disparities in annual events dropout rates have been a major reason for increasing crime rate. The uneducated or the illiterate tend to commit crimes in order to earn their daily bread. (Lauritsen et al. 2013)
13. Big cities exist where crime and violence rates are at tolerable levels and have shown no signs of increasing in line with the cities geographically or demographic size and still villages often saw cities as a domain of evil and the realm of corruption and violence. (Rodrigues et al. 2017)
14. The nature and types of crimes in developing countries have distinguishing characteristics and no reference is made in the developing country in the standard criminology. (Zeola et al. 2017)
15. Situational crime prevention comprises opportunities reducing measures that are directed at highly specific forms of crimes and concentrate on reducing the crime rate happening in and around the world. (Williams 2007)
16. Modernisation process is also a main reason for the crimes to occur. Due to the rapid urbanization and the increased cost of living also cause an increase in crime rate in India.(Kulczycki et al. 1996)
17. The juvenile crimes and the juvenile delinquency has taken a slight different course in India and most of the crimes are committed by the middle class juvenile offenders.(Siegel 2006)
18. Larceny is the only crime that has both positive and negative effects in our economy. But in the present scenario female crimes are more than the male crimes and there is a significant increase in the female offenders also refers to the sources of information in India regarding unemployment. The paper reveals that even

employment seems like the seasonal change as it is mostly limited and on the hand, employment for building activity is also seasonal in character.(Siegel 2006; Katcher 1994)

19. Divya pratap in challenges of labour(2010):The sociologist Richard Quinney has written about the relationship between society and crime. When Quinney states "crime is a social phenomenon" he envisages both how individuals conceive crime and how populations perceive it, based on societal norms.

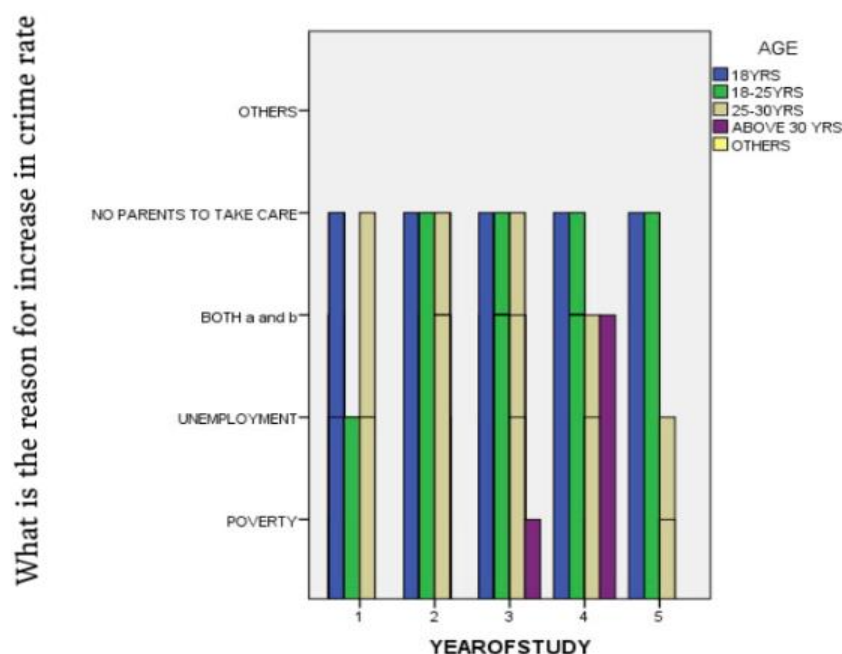
20. Sangeetha.et.al in categories of labour(1999): Whether a given act or omission constitutes a crime does not depend on the nature of that act or omission. It depends on the nature of the legal consequences that may follow it.[10] An act or omission is a crime if it is capable of being followed by what are called criminal proceedings.

### III. METHODOLOGY:

The research method followed is empirical research. A total of 201 samples have been taken out of which is taken through convenient sampling. The sample frame taken by the researcher through online .The independent variable taken here is age, income, education and gender. The dependent variable is What is the main reason for the increase in crime rate. What are the major crimes that have happened in society. What is the reason for the unemployment of educated people . Do you agree that the increasing crime rate in society due to poverty and unemployment .The statistical tool used by the researcher is graphical representation.

### IV. DATA ANALYSIS

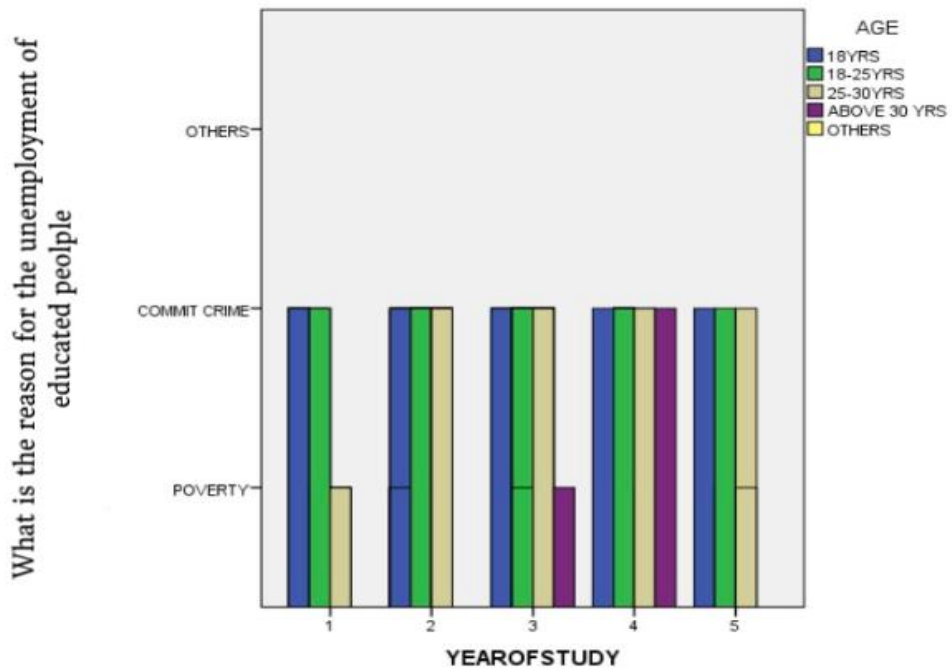
**FIGURE 1:**



### LEGEND:

The fig.1 shows the age distribution with year of study and their opinion on increasing crime rate.

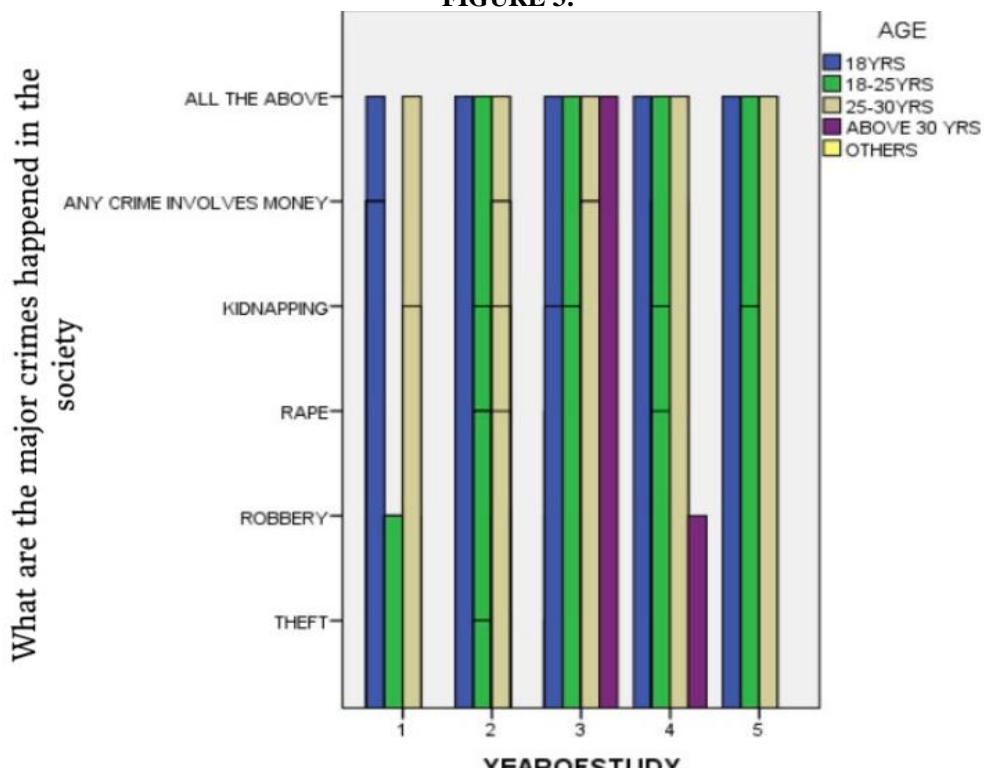
**FIGURE 2:**



**LEGEND:**

The fig.2 shows the age distribution with year of study and their opinion on unemployment of graduates.

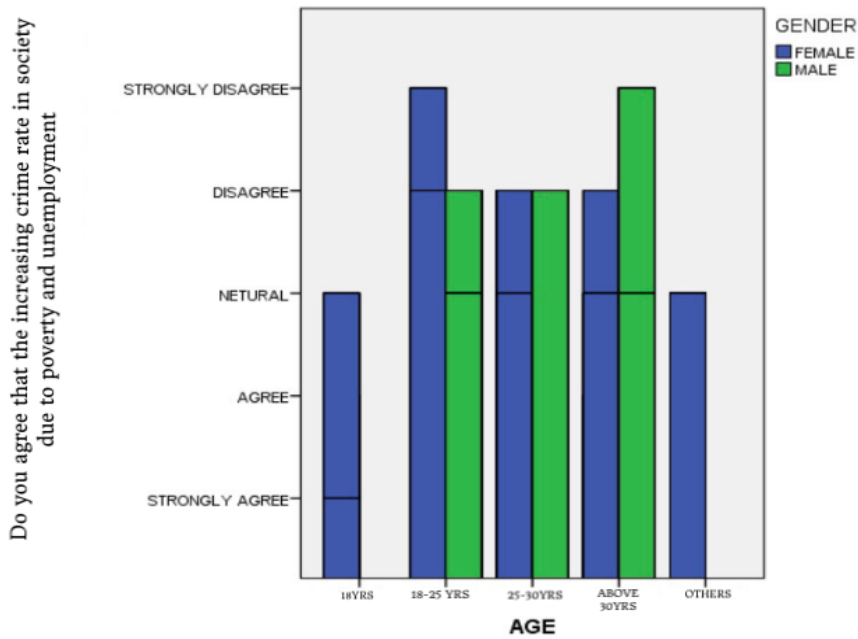
**FIGURE 3:**



**LEGEND:**

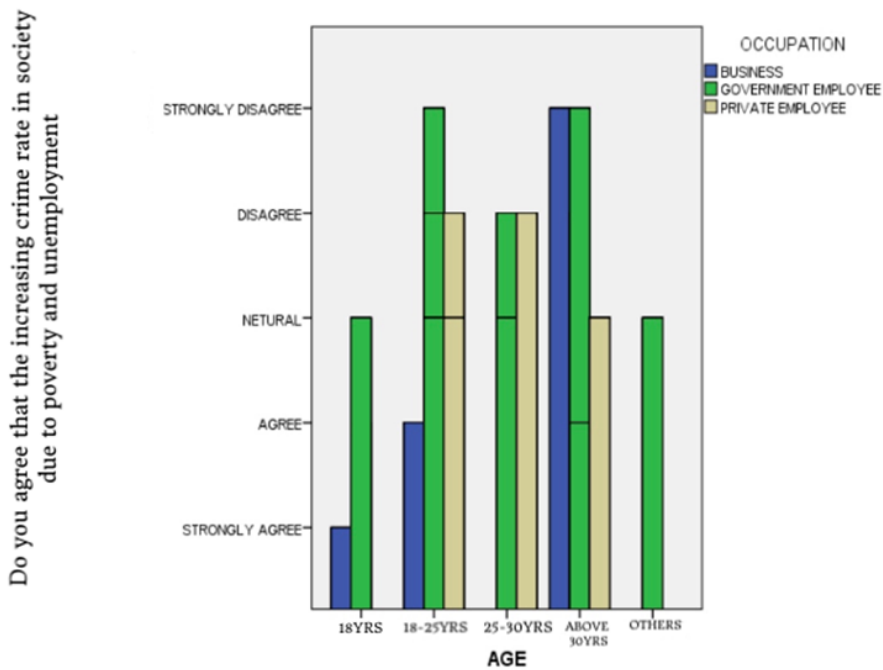
The fig.3 shows the age distribution with year of studying their opinion on major crimes happening in the society.

FIGURE 4:



**LEGEND:** The fig:4 shows the gender distribution with age factors and their opinion on increasing crime rate in society due to poverty and unemployment

FIGURE 5:



**LEGEND:** The fig:4 shows the occupation distribution with age factors and their opinion on increasing crime rate in society due to poverty and unemployment

## **V. RESULT:**

Figure 1 shows the age distribution with year of study and their opinion on increasing crime rate. The age between 18 - 25 years of the 4th and 5th year college student says that increasing the crime rate due to both poverty and unemployment.

Figure 2 shows the age distribution with year of study and their opinion on unemployment of graduates. The age between 18 - 25 years and 26 - 30 years of the 4th and 5th year college students says that increasing the crime rate due to unemployment of the educated people.

Figure 3 shows the age distribution with years of studying their opinion on major crimes. The age group between above 26 - 30 years of the students says major crime is any crime relating to money.

Figure 4 This figure shows that the respondents of different age groups as variables have responded actively to the survey made online , this figure shows that the awareness of the people below the age of 30 should be promoted and agree with the statement with the statement that the increasing crime due to poverty and unemployment

Figure 5 This figure shows that the respondents of different occupations with respect to the age have respondent above the average scale to the survey made online and thus infers that most people strongly agree that the increasing crime due to poverty and unemployment

## **DISCUSSION:**

Figure 1 shows the age distribution with year of study and their opinion on increasing crime rate. The age between 18 - 25 years of the 4th and 5th year college student says that increasing the crime rate due to both poverty and unemployment.

Figure 2 shows the age distribution with year of study and their opinion on unemployment of graduates. The age between 18 - 25 years and 26 - 30 years of the 4th and 5th year college students says that increasing the crime rate due to unemployment of the educated people.

Figure 3 shows the age distribution with years of studying their opinion on major crimes. The age group between above 26 - 30 years of the students says major crime is any crime relating to money.

Figure 4 This figure shows the relevance of the individuals of respective age responding to the question of crime rates directly related the unemployment of the educated people and due to their poverty

Figure 5 This figure tabulates the relevance of education with respect to occupation and age through which the awareness of educated people that the crime rate increases due to the unemployment of the educated people and due to their poverty

## **LIMITATION**

The restrictive area of the sample size is the major drawback. The physical factors are not impactful and are not a major factor limiting the study as the present study is with online response. Moreover, the sample frame is also a limitation. The sample frame is Chennai which is having no specific reference.

## **VI. CONCLUSION:**

Crime rate in India has been significantly increasing from year to year and the convictions rate laborious become terribly low which too the courts are awarding terribly meagre punishments by exploiting their wide discretionary powers. The main objective of the paper is to study the relationship between unemployment and poverty with an increasing crime rate in Tamilnadu. The researcher has followed the empirical research with the convenient sampling method and the sample size is 201. The results observed from the analysis is that poverty and unemployment leads the person to commit crimes and poverty and unemployment is the main reason for people involving in money related crimes. There are additional possibilities to induce lenient penalization by the tried offenders thanks to the framework of the general assembly in fixing the penalization for many offences within the Code.

## REFERENCE

- [1]. Rodrigo Ries Soares (2000), Development Of crime and punishment , Journal of development economics, vol 73, pp 155- 184.
- [2]. Mousumi Dutta and Zakir Hussain (2009), determinants of crime rate: deterrence and post liberalised in India, Munich personal archive, no 11478, pp 4.
- [3]. Rajiv gauba ( 2016), crime in India, National Crime Records Bureau, Angkor publishers, 64th edition.
- [4]. Gary. S. Becker and William. H. Landes ( 1947 ), crime and punishment: an economic approach, national bureau of economic research vol 74 no 1 pp 1-54.
- [5]. Jean Dreze and reetika Khera, (2000) crime, gender, and society in JSTOR Journals , vol 26 No 2 PP -352.
- [6]. Pablo Daniel and Norman (2002) inequality and violent crimes,Journal of law and economics vol 55 PP 1 - 40.
- [7]. Dan usher (1997) , education as a deterrent to crime , Canadian Journal , vol 30 No 2 PP 367 - 84.
- [8]. Jeff Grogger (1997) Market wages and youth crime , Journal of labour economics vol 16 no 4, PP 756-791.
- [9]. Eric neumayer (2005) is inequality the major cause of violent crime , Journal of peace research, vol 42 No 1 PP 101 - 112.
- [10]. Kelly Morgan (2000) inequality and crime , review of economics + statistics vol 82 No 4 PP 530 - 539.
- [11]. Howard N Synder and Melissa sickmund (2006) juvenile offenders and victims, national centre for juvenile Justice , 1st edition.
- [12]. Steven D levitt (2004) why was crime felt in the 1990s , journal of economic perspectives vol 18 No 1 PP 163 - 190.
- [13]. MB Clinard and DJ Abbot(1973) crime in developing countries.
- [14]. F. Borquignon(2001), crime as a social cost of poverty and inequality, world bank publications PP 171.
- [15]. Eric A Johnson (1995) urbanisation and crime , Cambridge university press 1st edition.
- [16]. Ronald V Clarke (1997) situational crime prevention horrow and fleston publishers, 2nd edition.
- [17]. Smriti Bhosle(2009) female crime in India Kalpaz publications 1st edition.
- [18]. David Cantor and Kenneth C Land (1985) , unemployment and crime rates post World War II , JSTOR vol 50 No 3 PP 317- 332.
- [19]. Gregg Barak (2000) crime and crime control, library of congress cataloguing in publication.
- [20]. Hans - Gunther Heinland et al (1991) crime and control in comparative perspectives, Walter de Guyter and CO.

3:15 PM Sat 27 Mar smallseotools.com 79%

### PLAGIARISM SCAN REPORT

Report Generation Date: March 27,2021  
Excluded URL: Not Given.  
Words: 995  
Characters: 6949

[SHARE](#)

<p><b>0%</b> Plagiarism</p>	<p><b>100%</b> Unique</p>
<p><b>0</b> Plagiarized Sentences</p>	<p><b>47</b> Unique Sentences</p>

**Content Checked For Plagiarism:**

**ABSTRACT:**  
There's a rapid increase in the crime percentage in our Indian economy. Poverty and unemployment is the major problem in India.In particulars many graduates ,doctors and engineers are jobless in India.Unemployment leads to poverty and it lowers the economic rate of family and unemployment is the main reason the youth are facing stress mentality and physically. The major reason for major crimes caused due to poverty and unemployment and unpunished offenders. The significant justification significant wrongdoings caused because of neediness and joblessness and unpunished offenders.The issue of wrongdoing has been tenacious Menace to society from negligible burglary to theft with violence.The primary target of the paper is study the connection among joblessness and destitution with expanding crime percentage in Tamilnadu. The scientist has followed the observational examination with the

and it brings down the financial pace of family and joblessness is the principle reason the young are confronting pressure attitude and physically. There are three fundamental kinds of Indian Penal Code (IPC) violations as revealed by the National Crime Records Bureau (NCRB) are wrongdoing against body, wrongdoing against property and wrongdoing against ladies. Just insights for wrongdoing against property are utilized with the end goal of this article as they are normally affected by the monetary climate.

The Government activity with respect to this point is Criminal Law (Amendment) Act, 2013. The Act was sanctioned for compelling discouragement against sexual offenses. Further, the Criminal Law (Amendment) Act, 2018, was instituted to endorse much more tough correctional arrangements including capital punishment for assault of a young lady underneath the age of 12 years. The Act additionally between alia commands fulfillment of examination and preliminaries inside 2 months each.

The factor influencing the subject would incorporate state strategy and its laws, advantages to specific areas and networks, neediness, debasement, psychological oppression, medical problems and lack of education.

The latest things would incorporate Mercer's 21st yearly Quality of Living study 2019 shows that in the 105th spot, Chennai positions as Southern Asia's most secure city. Warm and inviting, the city has gotten home to numerous networks that moved here in the expectation of chances.

Probably the most minimal crime percentages on the planet can be found in Switzerland, Denmark, Norway, Japan, and New Zealand. Every one of these nations has exceptionally successful law implementation and Denmark, Norway, and Japan have probably the most prohibitive weapon laws on the planet. Nations, for example, Austria do see more insignificant violations, for example, tote grabbing or pickpocketing.

Targets:

To examine the connection among joblessness and destitution with expanding crime percentage in Tamilnadu.

To break down that the crime percentage is higher in clueless jobless than instructed unemployees.

To decide the sorts of wrongdoing carried out by them to support in the general public.

Writing REVIEW:

Contemplated the impact of per capita pay, pay disparity, populace, and presence of dark populace on the crime percentage in the US and expressed that these all are significant determinants of the crime percentage. Joblessness rate and police uses an affect wrongdoing however not as much as other expressed variables. (Wilmott 2008) express that political, financial and socio-social elements assume a fundamental part in wrongdoing and wrongdoing control rehearses in India. They expressed that the monetary emergency and the current political impasse in India have added to expanding wrongdoing rate. (Huroy 2012)

shows that the effect of hindrance factors like police power and capture rate and financial factors like neediness and urbanization on wrongdoing in India. They inferred that discouragement is probably going to adversely affect crime percentages and financial development is a significant determinant of wrongdoing rates. (Huroy 2012; Rajalakshmi 2016)

Albeit the word wrongdoing is utilized in title to limit expressed advancements and investigation is planned to be adequately broad to cover every one of the infringement and lawful offenses like homicide, burglary attack as well as other middle class





## PLAGIARISM SCAN REPORT

Report Generation Date: March 27,2021

Excluded URL: Not Given.

Words: 980

Characters: 6187

SHARE

0%  
Plagiarism

100%  
Unique

0  
Plagiarized  
Sentences

44  
Unique Sentences

### Content Checked For Plagiarism:

Throughout the long term the segment incongruities in yearly occasions dropout rates have been a significant justification expanding crime percentage. The ignorant or the unskilled will in general perpetrate violations to acquire their every day bread. (Lauritsen et al. 2013)

Huge urban communities exist where wrongdoing and viciousness rates are at average levels and have given no indications of expanding in accordance with the urban communities geologically or segment size and still towns frequently considered urban areas to be a space of shrewd and the domain of debasement and savagery. (Rodrigues et al. 2017)

Situational wrongdoing counteraction includes openings diminishing estimates that are aimed at exceptionally explicit types of violations and focus on decreasing the crime percentage occurring in and all throughout the planet. (Williams 2007)

**METHODOLOGY:**

The research method followed is empirical research. A total of 201 samples have been taken out of which is taken through convenient sampling. The sample frame taken by the researcher through online .The independent variable taken here is age, income, education and gender. The dependent variable is What is the main reason for the increase in crime rate. What are the major crimes that have happened in society. What is the reason for the unemployment of educated people . Do you agree that the increasing crime rate in society due to poverty and unemployment .The statistical tool used by the researcher is graphical representation.

**RESULT:**

Figure 1 shows the age distribution with year of study and their opinion on increasing crime rate. The age between 18 - 25 years of the 4th and 5th year college student says that increasing the crime rate due to both poverty and unemployment.

Figure 2 shows the age distribution with year of study and their opinion on unemployment of graduates. The age between 18 - 25 years and 26 - 30 years of the 4th and 5th year college students says that increasing the crime rate due to unemployment of the educated people.

Figure 3 shows the age distribution with years of studying their opinion on major crimes. The age group between above 26 - 30 years of the students says major crime is any crime relating to money.

Figure 4 This figure shows that the respondents of different age groups as variables have responded actively to the survey made online , this figure shows that the awareness of the people below the age of 30 should be promoted and agree with the statement with the statement that the increasing crime due to poverty and unemployment

Figure 5 This figure shows that the respondents of different occupations with respect to the age have respondent above the average scale to the survey made online and thus infers that most people strongly agree that the increasing crime due to poverty and unemployment

**DISCUSSION:**

Figure 1 shows the age distribution with year of study and their opinion on increasing crime rate. The age between 18 - 25 years of the 4th and 5th year college student says that increasing the crime rate due to both poverty and unemployment.

Figure 2 shows the age distribution with year of study and their opinion on unemployment of graduates. The age between 18 - 25 years and 26 - 30 years of the 4th and 5th year college students says that increasing the crime rate due to unemployment of the educated people.

Figure 3 shows the age distribution with years of studying their opinion on major crimes. The age group between above 26 - 30 years of the students says major crime is any crime relating to money.

Figure 4 This figure shows the relevance of the individuals of respective age responding to the question of crime rates directly related the unemployment of the educated people and due to their poverty

Figure 5 This figure tabulates the relevance of education with respect to occupation and age through which the awareness of educated people that the crime rate increases due to the unemployment of the educated people and due to their poverty

**LIMITATION**

